



Big Muddy Elementary

1 Muddy Road
Antelope, OR 97001 (541) 475-6192
jcsd.k12.or.us/schools/bm

DISTRICT Jefferson County SD 509J
SUPERINTENDENT Rick Molitor
PRINCIPAL Melinda Boyle
GRADES SERVED K-8

For more report card measures,
including detailed demographic
information, visit
www.ode.state.or.us/go/RCMeasures

FROM THE PRINCIPAL

Dear Parents and Community Members,

I am pleased to share our annual report card issued by the Oregon Department of Education that shows tremendous growth for our students in both English Language Arts and Mathematics. At Big Muddy K-8 School, we support and encourage every child to reach their fullest potential. Our students and staff are all committed to being lifelong learners. Our staff participates in professional development, off-site visits, and professional learning communities. We implement various student engagement strategies, make data driven decisions and pride ourselves in developing well rounded community leaders.

We ask all parents and community members to assist us in supporting success by reading with their student 20 minutes per night, limiting screen time, and volunteering at our school.

Thank you,

Principal | Melinda Boyle

SCHOOL PROFILE

ENROLLMENT 2015-16	16
K-3	9
4-5	2
6-8	5

MEDIAN CLASS SIZE	School	Oregon
Self-Contained	17.0	25.0
Departmentalized	--	--

IMMUNIZATION RATES

Percent of students with all required vaccines: 88 (Visit www.healthoregon.org/immdata for more information.)

Percent of students without all required vaccines: 12

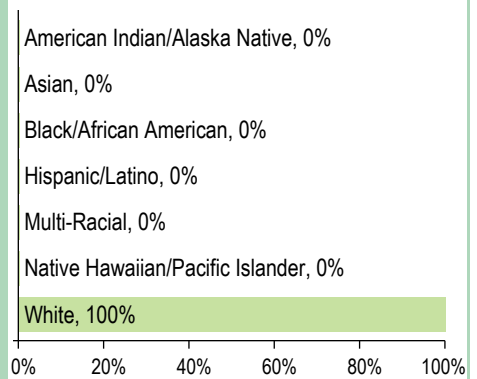
(This value includes students with medical exemptions, nonmedical exemptions, no immunization records, or up-to-date but incomplete immunization records.)

*, <5, and >95 are displayed when data are unavailable or to protect student confidentiality.

*** indicates that this school offered lunch at no charge to all students.

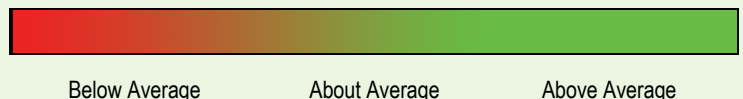
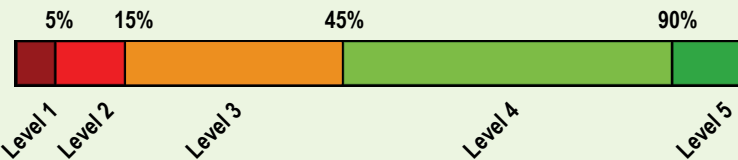
STUDENTS

SELECTED DEMOGRAPHICS	
Economically Disadvantaged	*
Students with Disabilities	*
Ever English Learner	*
Different Languages Spoken	1
Regular Attenders	>95%
Mobile Students	5.9%



OVERALL SCHOOL RATING

Given the recent passage of the Every Student Succeeds Act (ESSA) and the expiration of Oregon's ESEA flexibility waiver on August 1, 2016, the State of Oregon will not assign ratings (i.e., overall and comparison school ratings) to schools for the 2015-16 school year.



PROGRESS ARE STUDENTS MAKING ADEQUATE GAINS OVER TIME?

SCHOOL PERFORMANCE		Performance of students enrolled in the school for a full academic year					
Did at least 95% of the students at this school take required assessments? <input type="checkbox"/> Yes <input checked="" type="checkbox"/> No, Interpret Results with Caution <i>Participation rate criteria are in place to ensure schools test all eligible students.</i>		School Performance (%)		School Performance (%)	Oregon Performance (%)	Like-School Average (%)	
		2012-13	2013-14	2014-15	2015-16	2015-16	2015-16
The Smarter Balanced and alternate assessments have four performance levels where levels 3 and 4 are meeting the standard for school and district accountability.	English Language Arts (Administered statewide in grades: 3-8, 11)				Level 1	Level 2	Levels 3 & 4
	All students in tested grades	2014-15 was the first operational year of the new English language arts assessment.			>95	54.5	--
			77.8		*	22.4	--
			0.0		*	23.1	--
			22.2				
See report cards from previous years to view historical OAKS performance data.	Mathematics (Administered statewide in grades: 3-8, 11)				Level 1	Level 2	Levels 3 & 4
	All students in tested grades	2014-15 was the first operational year of the new mathematics assessment.			66.7	43.9	--
			44.4		33.3	28.0	--
			22.2		0.0	28.1	--
			33.3				
	Science (OAKS) (Administered statewide in Grades: 5, 8, 11)				Did not meet	Met	Exceeded
	All students in tested grades	*	*	*	*	65.2	--
						13.8	--
						51.5	--
						34.8	--

Visit www.ode.state.or.us/go/data for additional assessment results.

*, <5, and >95 are displayed when the data must be suppressed to protect student confidentiality.

OUTCOMES FOR KEY STUDENT GROUPS AT THIS SCHOOL COMPARED TO THE SAME GROUPS STATEWIDE

STUDENT GROUP OUTCOMES	School Performance (%)	Oregon Performance (%)	Like-School Average (%)	School Performance (%)	Oregon Performance (%)	Like-School Average (%)	School Performance (%)	Oregon Performance (%)	Like-School Average (%)		
	Economically Disadvantaged				American Indian/Alaska Native			Native Hawaiian/Pacific Islander			
Eng. Lang. Arts	*	42.3	--	Eng. Lang. Arts	*	37.2	--	Eng. Lang. Arts	*	41.8	--
Mathematics	*	31.3	--	Mathematics	*	26.9	--	Mathematics	*	29.2	--
Science	*	54.6	--	Science	*	50.1	--	Science	*	47.9	--
English Learners				Asian				White			
Eng. Lang. Arts	*	33.0	--	Eng. Lang. Arts	*	72.7	--	Eng. Lang. Arts	>95	60.9	--
Mathematics	*	24.2	--	Mathematics	*	69.0	--	Mathematics	66.7	50.1	--
Science	*	38.4	--	Science	*	74.6	--	Science	*	73.5	--
Students with Disabilities				Black/African American				Female			
Eng. Lang. Arts	*	22.6	--	Eng. Lang. Arts	*	32.9	--	Eng. Lang. Arts	*	60.3	--
Mathematics	*	18.4	--	Mathematics	*	21.1	--	Mathematics	*	43.6	--
Science	*	34.9	--	Science	*	38.8	--	Science	*	63.4	--
Migrant				Hispanic/Latino				Male			
Eng. Lang. Arts	*	27.8	--	Eng. Lang. Arts	*	36.8	--	Eng. Lang. Arts	*	49.0	--
Mathematics	*	19.8	--	Mathematics	*	25.8	--	Mathematics	*	44.2	--
Science	*	34.8	--	Science	*	44.3	--	Science	*	67.0	--
Talented and Gifted				Multi-Racial							
Eng. Lang. Arts	*	95.4	--	Eng. Lang. Arts	*	59.0	--				
Mathematics	*	94.6	--	Mathematics	*	47.4	--				
Science	*	97.5	--	Science	*	69.5	--				

*, <5, and >95 are displayed when the data must be suppressed to protect student confidentiality.

CURRICULUM & LEARNING ENVIRONMENT WHAT IS THIS SCHOOL DOING TO IMPROVE STUDENT LEARNING AND TO PREPARE STUDENTS FOR THE FUTURE?

SCHOOL READINESS

Little Muddy Preschool
Strong Parent Involvement
Kindergarten Readiness Skills

ACADEMIC SUPPORT

Implementation of Oregon Literacy Framework
Common Core State Standards implementation

Data Driven Decision Making
Addition of a Teacher
High School Connections Learning
Peer Tutoring
School to Work
Special Education Program
Community Engagement and Partnerships
School Site Council
Parent & Community Volunteers

ACADEMIC ENRICHMENT

Gift of Literacy Community Reading Support
Student Engagement Focus
Connections Learning
Community Engagement and Partnerships
Talented and Gifted Program

EXTRA-CURRICULAR ACTIVITIES/ AFTER SCHOOL PROGRAMS

Community Open House
Field Trips
Community Partnerships for PE, Music, and Art Classes

Data and information in the Curriculum and Learning Environment section were provided by local schools and districts, and were not verified by the Oregon Department of Education.