

FROM THE PRINCIPAL

Dear Parents and Community Members,

I am pleased to share our annual report card issued by the Oregon Department of Education. At Madras Elementary School, we support and encourage every child to reach their fullest potential. Our students and staff are all committed to being lifelong learners. Our staff participates in learning observations, off-site visits, and professional learning communities. We implement various student engagement strategies, make data driven decisions and pride ourselves in developing well rounded community leaders.

We ask all parents and community members to assist us in supporting success by reading with their student 20 minutes per night, limiting screen time and volunteering at our school.

Thank you,

Principal | Deborah Hunt

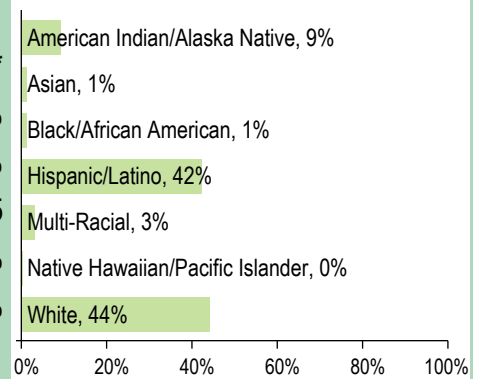
SCHOOL PROFILE

ENROLLMENT 2015-16	368
K-3	368
4-5	--
6-8	--

MEDIAN CLASS SIZE	School	Oregon
Self-Contained	23.0	25.0
Departmentalized	--	--

SELECTED DEMOGRAPHICS	
Economically Disadvantaged	***
Students with Disabilities	14%
Ever English Learner	24%
Different Languages Spoken	5
Regular Attenders	77.6%
Mobile Students	20.8%

STUDENTS



IMMUNIZATION RATES

Percent of students with all required vaccines: 97 (Visit www.healthoregon.org/immdata for more information.)

Percent of students without all required vaccines: 3

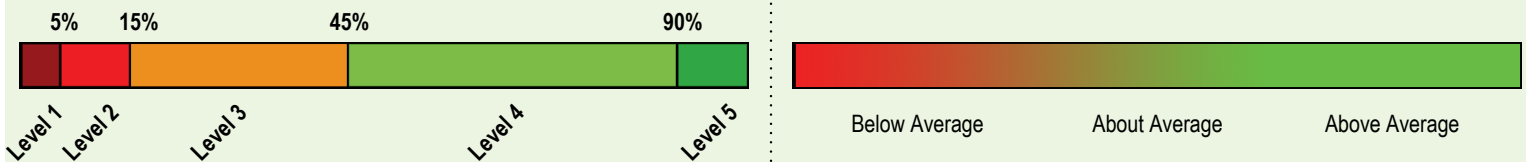
(This value includes students with medical exemptions, nonmedical exemptions, no immunization records, or up-to-date but incomplete immunization records.)

*, <5, and >95 are displayed when data are unavailable or to protect student confidentiality.

*** indicates that this school offered lunch at no charge to all students.

OVERALL SCHOOL RATING

Given the recent passage of the Every Student Succeeds Act (ESSA) and the expiration of Oregon's ESEA flexibility waiver on August 1, 2016, the State of Oregon will not assign ratings (i.e., overall and comparison school ratings) to schools for the 2015-16 school year.



PROGRESS ARE STUDENTS MAKING ADEQUATE GAINS OVER TIME?

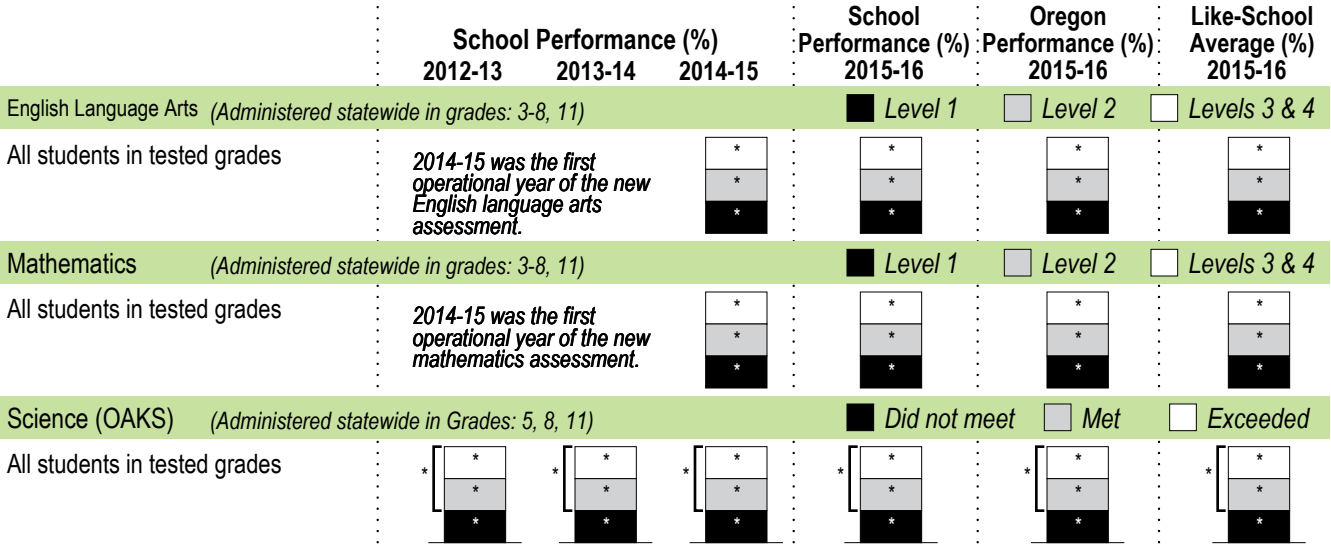
SCHOOL PERFORMANCE

Performance of students enrolled in the school for a full academic year

Did at least 95% of the students at this school take required assessments? Yes No, Interpret Results with Caution
Participation rate criteria are in place to ensure schools test all eligible students.

The Smarter Balanced and alternate assessments have four performance levels where levels 3 and 4 are meeting the standard for school and district accountability.

See report cards from previous years to view historical OAKS performance data.



Visit www.ode.state.or.us/go/data for additional assessment results.

*, <5, and >95 are displayed when the data must be suppressed to protect student confidentiality.

OUTCOMES FOR KEY STUDENT GROUPS AT THIS SCHOOL COMPARED TO THE SAME GROUPS STATEWIDE

STUDENT GROUP OUTCOMES

	School Performance (%)	Oregon Performance (%)	Like-School Average (%)	School Performance (%)	Oregon Performance (%)	Like-School Average (%)	School Performance (%)	Oregon Performance (%)	Like-School Average (%)		
Economically Disadvantaged	*	*	*	American Indian/Alaska Native	*	*	*	Native Hawaiian/Pacific Islander	*	*	*
Eng. Lang. Arts	*	*	*	Eng. Lang. Arts	*	*	*	Eng. Lang. Arts	*	*	*
Mathematics	*	*	*	Mathematics	*	*	*	Mathematics	*	*	*
Science	*	*	*	Science	*	*	*	Science	*	*	*
English Learners	*	*	*	Asian	*	*	*	White	*	*	*
Eng. Lang. Arts	*	*	*	Eng. Lang. Arts	*	*	*	Eng. Lang. Arts	*	*	*
Mathematics	*	*	*	Mathematics	*	*	*	Mathematics	*	*	*
Science	*	*	*	Science	*	*	*	Science	*	*	*
Students with Disabilities	*	*	*	Black/African American	*	*	*	Female	*	*	*
Eng. Lang. Arts	*	*	*	Eng. Lang. Arts	*	*	*	Eng. Lang. Arts	*	*	*
Mathematics	*	*	*	Mathematics	*	*	*	Mathematics	*	*	*
Science	*	*	*	Science	*	*	*	Science	*	*	*
Migrant	*	*	*	Hispanic/Latino	*	*	*	Male	*	*	*
Eng. Lang. Arts	*	*	*	Eng. Lang. Arts	*	*	*	Eng. Lang. Arts	*	*	*
Mathematics	*	*	*	Mathematics	*	*	*	Mathematics	*	*	*
Science	*	*	*	Science	*	*	*	Science	*	*	*
Talented and Gifted	*	*	*	Multi-Racial	*	*	*				
Eng. Lang. Arts	*	*	*	Eng. Lang. Arts	*	*	*				
Mathematics	*	*	*	Mathematics	*	*	*				
Science	*	*	*	Science	*	*	*				

*, <5, and >95 are displayed when the data must be suppressed to protect student confidentiality.

CURRICULUM & LEARNING ENVIRONMENT WHAT IS THIS SCHOOL DOING TO IMPROVE STUDENT LEARNING AND TO PREPARE STUDENTS FOR THE FUTURE?

SCHOOL READINESS

- | | |
|--|--|
| District Wide Free Breakfast & Lunch Program | Social Skills Training (Second Steps Curriculum) |
| Coordination with Early Learning Centers | Bullying and Harassment Staff/Student Training |
| Elementary School Counselors | After School Programs and Kids Club Partnership |
| | Kindergarten Acceleration Camp |

ACADEMIC SUPPORT

- Implementation of Oregon Literacy Framework
- Instructional Coach in our School
- Common Core State Standards implementation
- Professional Learning Teaming Time
- Response to Instruction and Intervention
- Positive Behavior Support
- Reading Specialist in our School
- District School Improvement Specialist Support

ACADEMIC ENRICHMENT

- Talented and Gifted Program
- Ethos Music Program Participation
- Gift of Literacy Community Reading Support
- Response to Instruction and Intervention
- Student Engagement Focus
- Family University Classes
- Summer Acceleration Camp

EXTRA-CURRICULAR ACTIVITIES/ AFTER SCHOOL PROGRAMS

- Ethos Music Program
- Kids Club Partnerships

Data and information in the Curriculum and Learning Environment section were provided by local schools and districts, and were not verified by the Oregon Department of Education.

FEDERAL TITLE I DESIGNATION

- Tier 1 Tier 2 Tier 3

Tier 2 Schools are formerly identified Priority, Priority S.I.G., Focus, or Other Title I Schools based on Oregon's rating formula and ESEA Flexibility Waiver. **These schools have demonstrated moderate improvement since identification and are currently receiving adaptive supports and monitoring from ODE.**

For more information, please visit <http://www.ode.state.or.us/search/page/?id=3742>