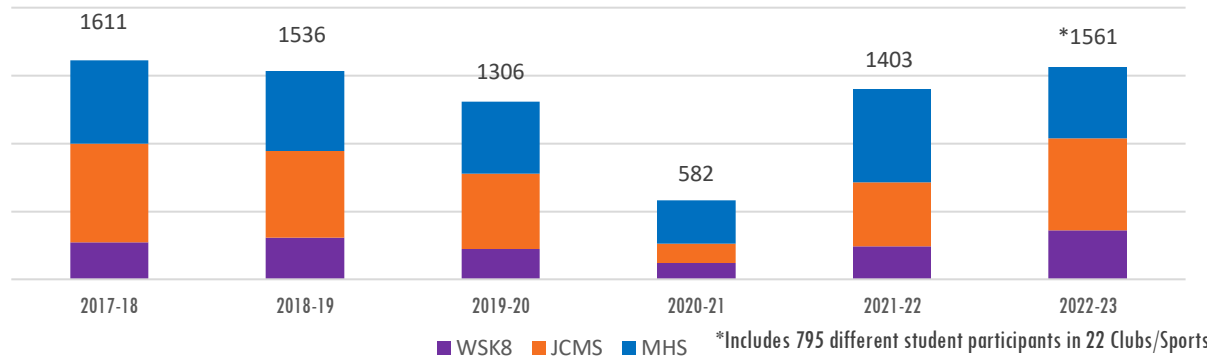



# Performance Indicators Dashboard

## Goal Area #1: Students Flourish Here

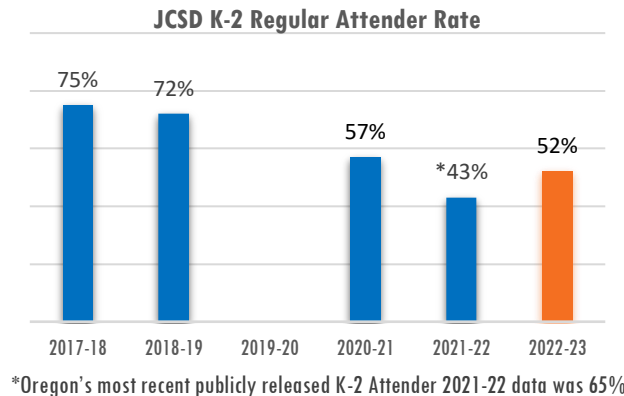
### Middle and High School Activity Engagement

#### JCSD Middle and High School Participants

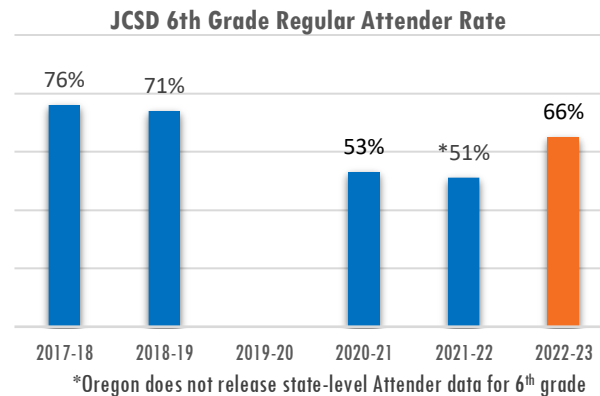


### K-2 and 6<sup>th</sup> Grade Attendance

#### JCSD K-2 Regular Attender Rate

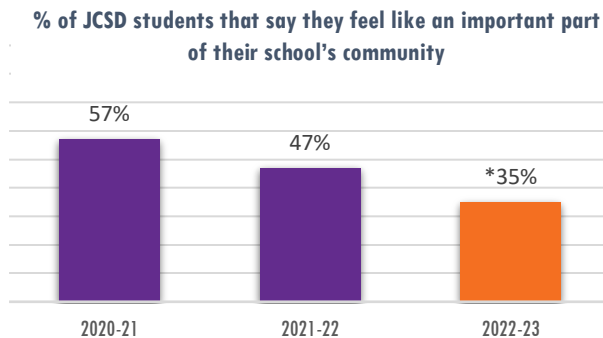



#### JCSD 6<sup>th</sup> Grade Regular Attender Rate

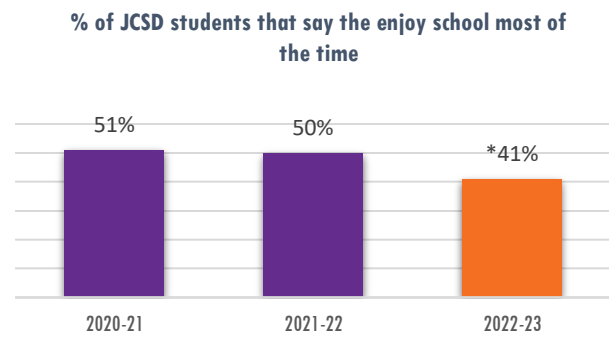


### Student Belonging and Engagement

#### % of JCSD students that say they feel like an important part of their school's community



#### % of JCSD students that say the enjoy school most of the time



\*These results place JCSD at the 38<sup>th</sup>-52<sup>nd</sup> percentile when compared to Oregon schools

## Our Vision

High Levels of Learning for All Students!

## Our Mission

Uniting to Empower Culturally-Enhanced Learners to Shape the World!

## Our Strategies

1. Job Embedded Professional Learning and Collaboration
2. Best Practices in Teaching and Student Engagement
3. Family Engagement and Communication

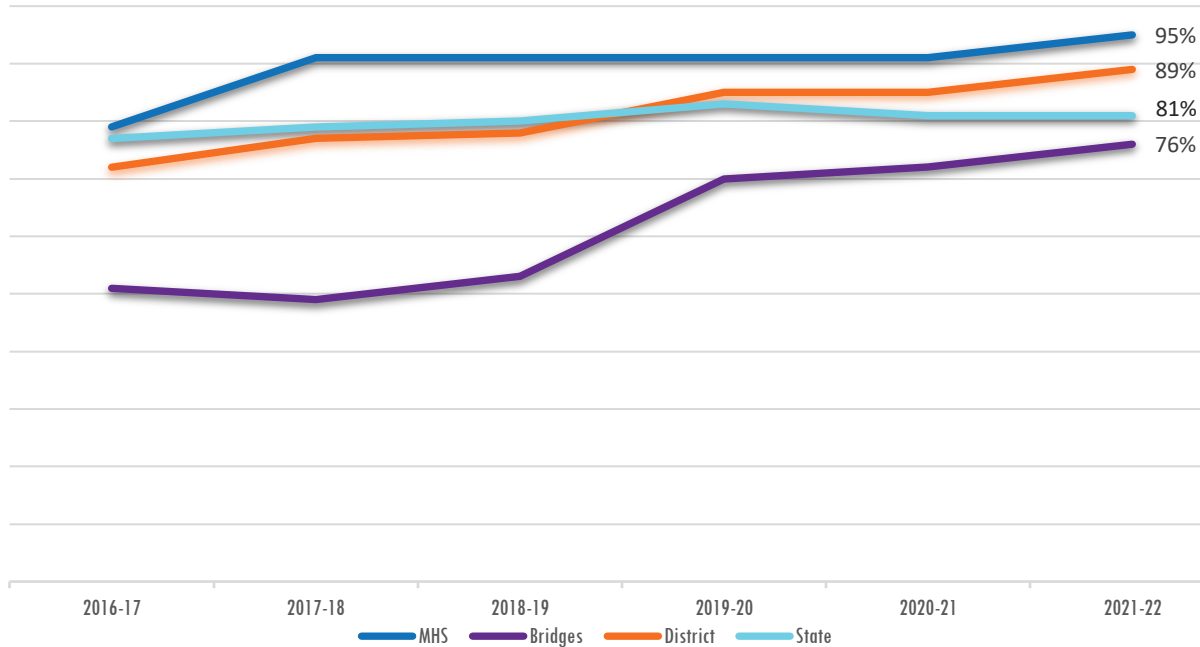


Jefferson County  
School District 509J

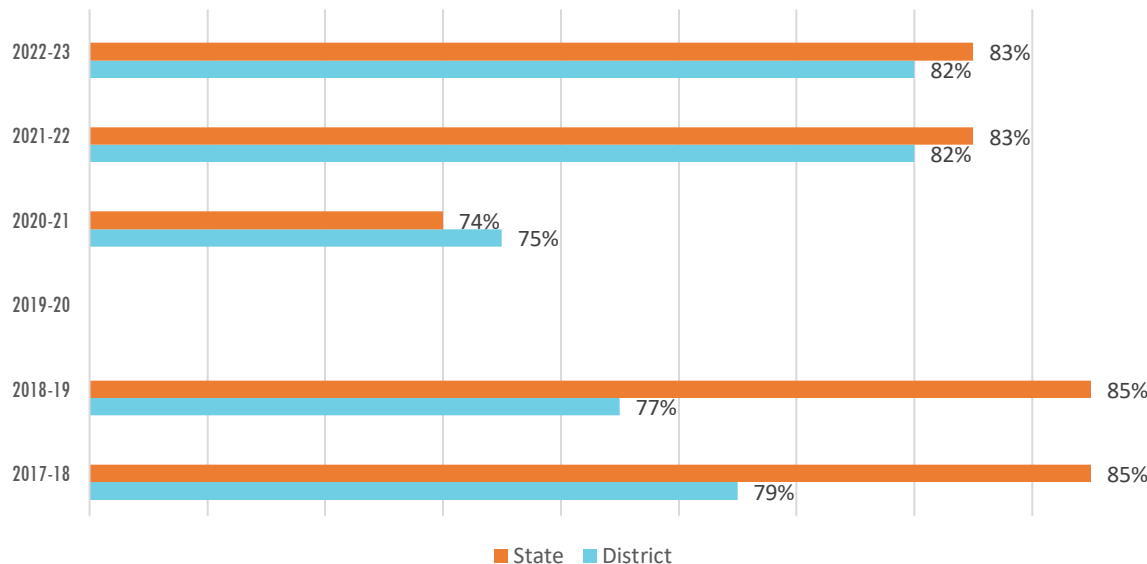
## Goal Area #2: Better Everyday

Graduation Rates and 9<sup>th</sup> Grade On-Track

JCSD 4 Year Graduation Rate



JCSD 9<sup>th</sup> Grade On-Track Rate



**4-Year  
Graduation Rates**  
(% Graduating within 4-  
Years)



**9<sup>th</sup> Grade  
On-Track**  
(% of 9<sup>th</sup> Graders who end  
the year with 6+ credits)

## Our Vision

**High Levels of Learning for All Students!**

## Our Mission

**Uniting to Empower Culturally-Enhanced Learners to Shape the World!**

## Our Strategies

- 1. Job Embedded Professional Learning and Collaboration**
- 2. Best Practices in Teaching and Student Engagement**
- 3. Family Engagement and Communication**



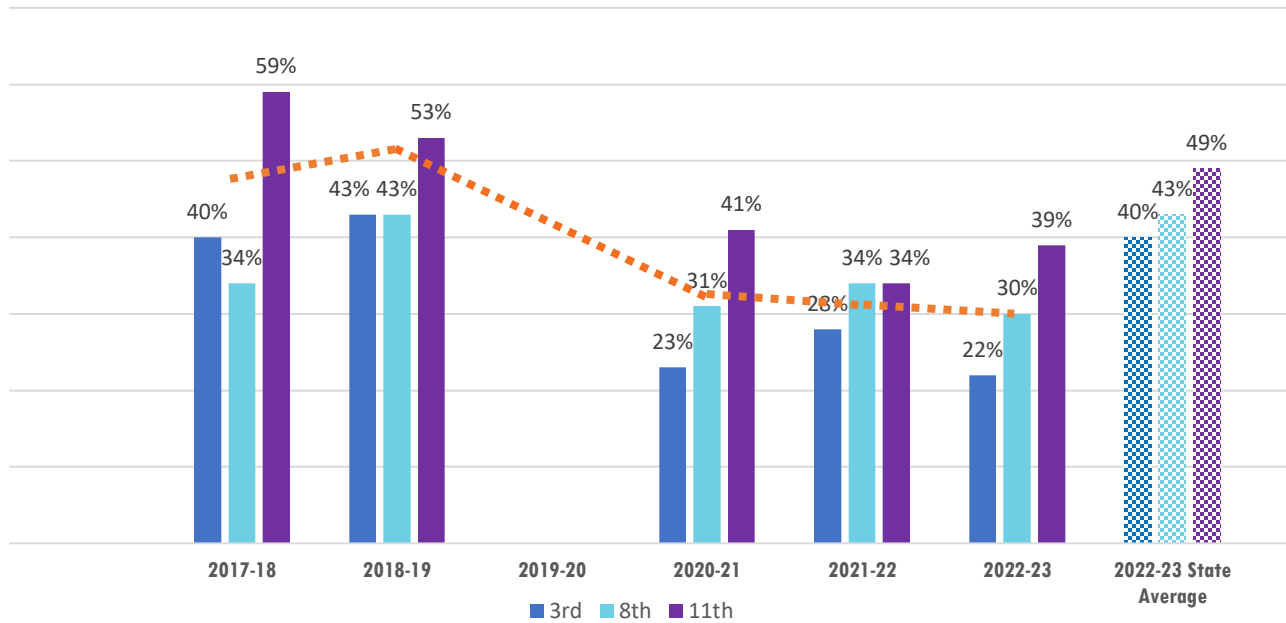
**Jefferson County  
School District 509J**

UNITE. ENGAGE. SOAR.

## Goal Area #2: Better Everyday

### English Language Arts (ELA)

JCSD English Language Arts (ELA) Achievement Rate



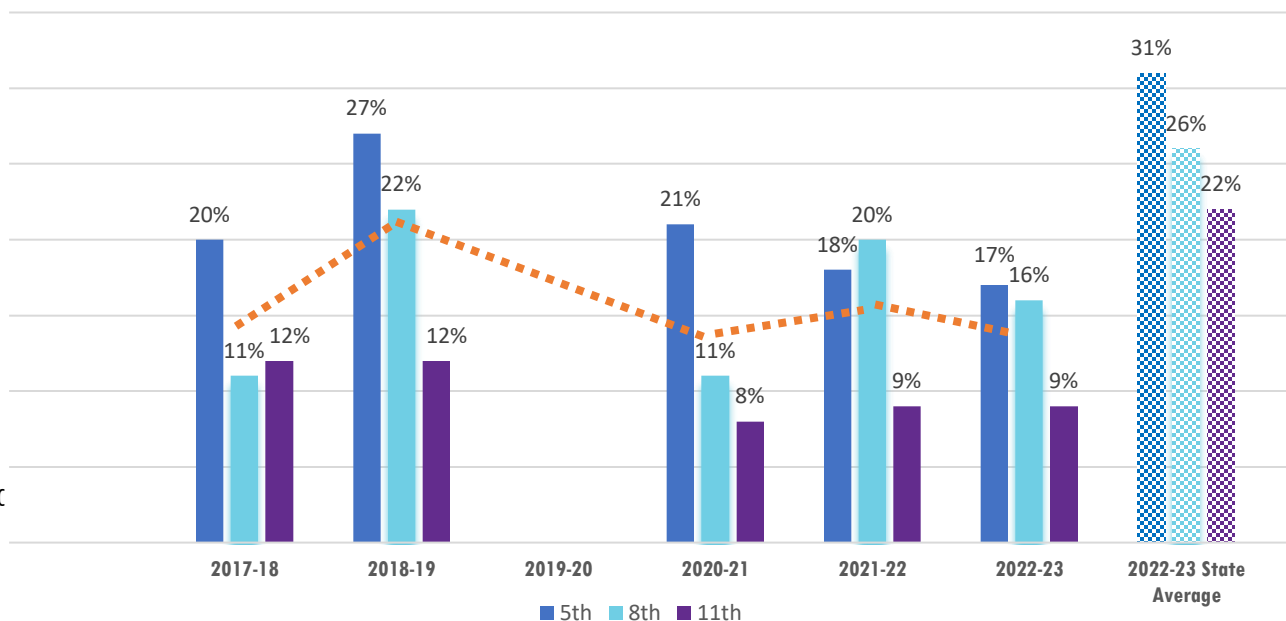
3<sup>rd</sup>, 8<sup>th</sup>, and 11<sup>th</sup>

ELA Achievement

(% of Students passing SBAC English Language Arts)

### Mathematics

JCSD Mathematics Achievement Rate



5<sup>th</sup>, 8<sup>th</sup>, and 11<sup>th</sup>

Mathematics

Achievement

(% of Students passing SBAC Mathematics)

## Our Vision

High Levels of Learning for All Students!

## Our Mission

Uniting to Empower Culturally-Enhanced Learners to Shape the World!

## Our Strategies

1. Job Embedded Professional Learning and Collaboration
2. Best Practices in Teaching and Student Engagement
3. Family Engagement and Communication



Jefferson County  
School District 509J

UNITE. ENGAGE. SOAR.

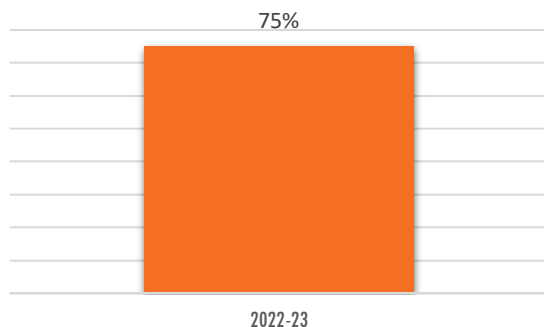
# Goal Area #3: We Care for Each Other

## Staff Engagement and Culture

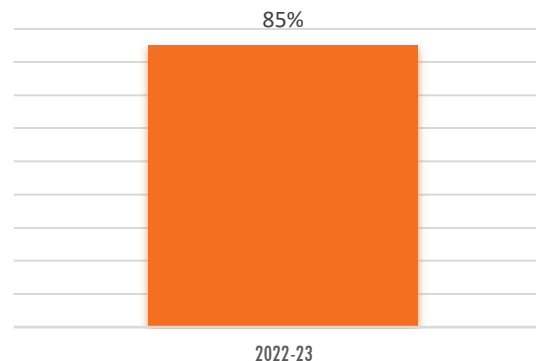


**Staff Culture**  
(Annual Staff Youth Truth Survey Results)

% of staff that believe their school creates a positive work environment



% of staff that believe staff/admin care about each other

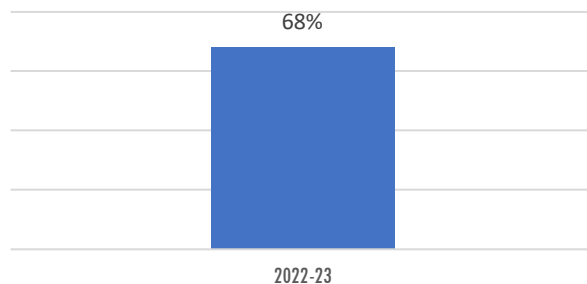


## Exit Survey Data

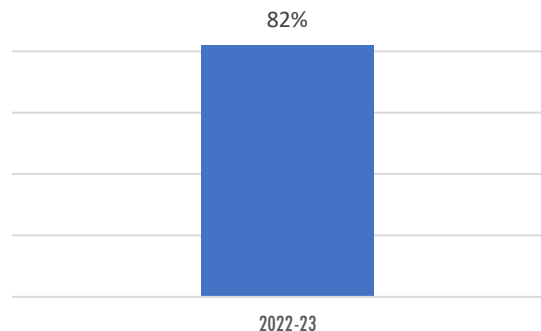


**Exit Survey Data**  
(Annual Staff Exit Survey Results)

% of certified staff that would recommend 509J as a good place to work



% of classified staff that would recommend 509J as a good place to work

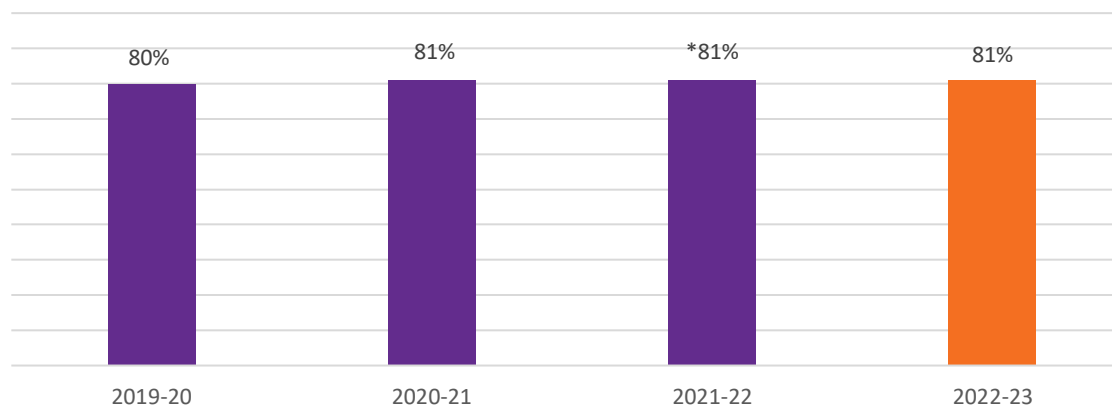


## Staff Retention

### JCSD Certified Staff Retention Rate



**Staff Retention**  
(Annual % of Certified Staff Returning as per ODE)



\*Oregon's most recent publicly released Certified Staff Retention data for 2021-22 was 83%

## Our Vision

High Levels of Learning for All Students!

## Our Mission

Uniting to Empower Culturally-Enhanced Learners to Shape the World!

## Our Strategies

1. Job Embedded Professional Learning and Collaboration
2. Best Practices in Teaching and Student Engagement
3. Family Engagement and Communication



Jefferson County  
School District 509J

UNITE. ENGAGE. SOAR.